

# Daily Derivatives & Market Report

dy/dx

## CONTENTS

Pg No.	Particulars
3	Market Summary
4	Nifty Futures – Derivatives Snap
5	Activity in Nifty Options
6	What do Nifty Technicals suggest
	Disclaimer

## Market Summary

Domestic Indices	Close	Points	% Chg
SENSEX	28339.3	-12.31	-0.04
NIFTY	8792.3	-12.75	-0.14
MIDCAP	13342.5	-75.36	-0.56
SMLCAP	13438.8	-84.82	-0.63
BSEFMC	8876.0	-16.57	-0.19
AUTO	21919.8	-242.5	-1.09
POWER	2220.8	-9.27	-0.42
REALTY	1472.2	-10.64	-0.72
BSE IT	10165.9	9.29	0.09
BANSEX	23226.5	19.61	0.08
OILGAS	13036.4	-37.71	-0.29
METAL	11621.1	-109.4	-0.93

Currency Futures	Close	Pre. Pts	% Chg
23-Feb-16 EUR-INR	71.25	71.49	-0.35
23-Feb-16 USD-INR	67.00	67.12	-0.16
23-Feb-16 GBP-INR	83.62	84.09	-0.54
23-Feb-16 JPY-INR	59.18	59.05	0.21

Advance/ Decline	Adv	Dec	Un Ch.
NSE	552	1078	80
BSE	1055	1774	166

FII/DII Capital Mkt*	Buy	Sell	Net
FII	4383	4389	(6)
DII	1763	1766	(3)

\*NOTE: - FII AND DII data figure is provisional

## Market Commentary

Indian frontline equity indices prolonged the lull for yet another day and finished the session on a dull note, marginally below the neutral line, as investors at large remained reluctant to build long positions ahead of Fed Chairwoman Janet Yellen's semiannual testimony before Congress. The session largely remained characterized by choppiness as the aimless indices moved in tight-range throughout the day. Sentiments tuned dismal after Wholesale inflation shot up to a 30-month high of 5.25% in January as rising global crude oil prices spiked domestic fuel cost, even as food prices moderated. The overall inflation index of the fuel and power segment surged to 18.44% from 8.65% in the previous month. However, Retail inflation, measured in terms of Consumer Price Index (CPI), fell to a 5 year low of 3.17% in January mainly on account of declining prices of food items including vegetables and pulses. Although micro-indicators of inflation showed mixed picture, many experts believe that significant fall in CPI base inflation is result of demonetization and it will not maintain its current range, while WPI base inflation will increase if the crude oil prices continued to rise.

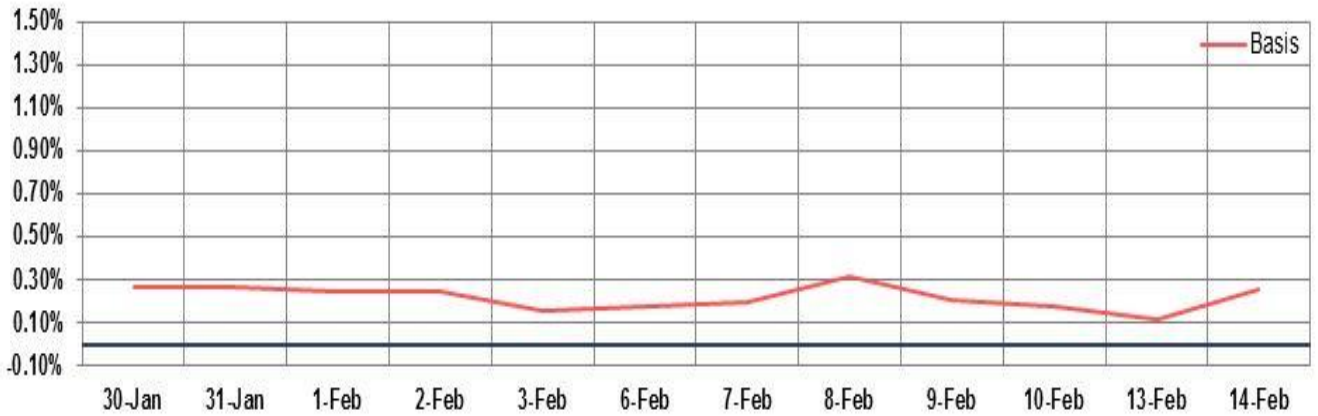
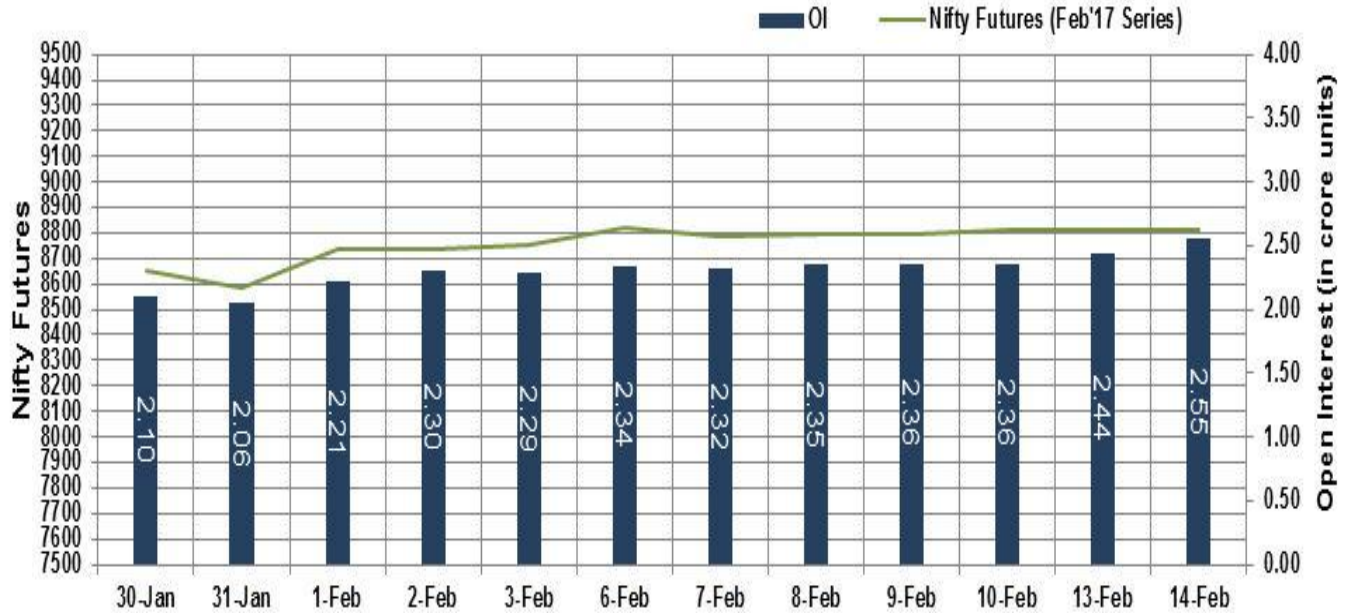
On the global front, Asian markets ended mostly lower on Tuesday as investors turned jittery ahead of testimony by the head of the Federal Reserve, which could highlight the likelihood of two or more U.S. interest rate hikes this year. Japanese markets edged lower after the yen strengthened on news that Trump's embattled national security adviser Michael Flynn has resigned over revelations that he had misled Vice President Mike Pence and other officials about his contacts with Russia.

## Market Turnover & FII Derivative Data

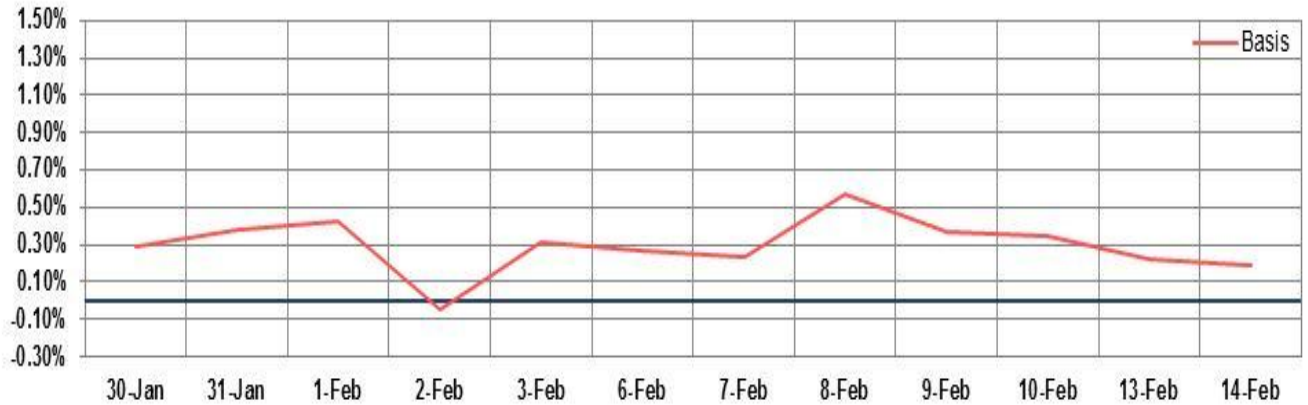
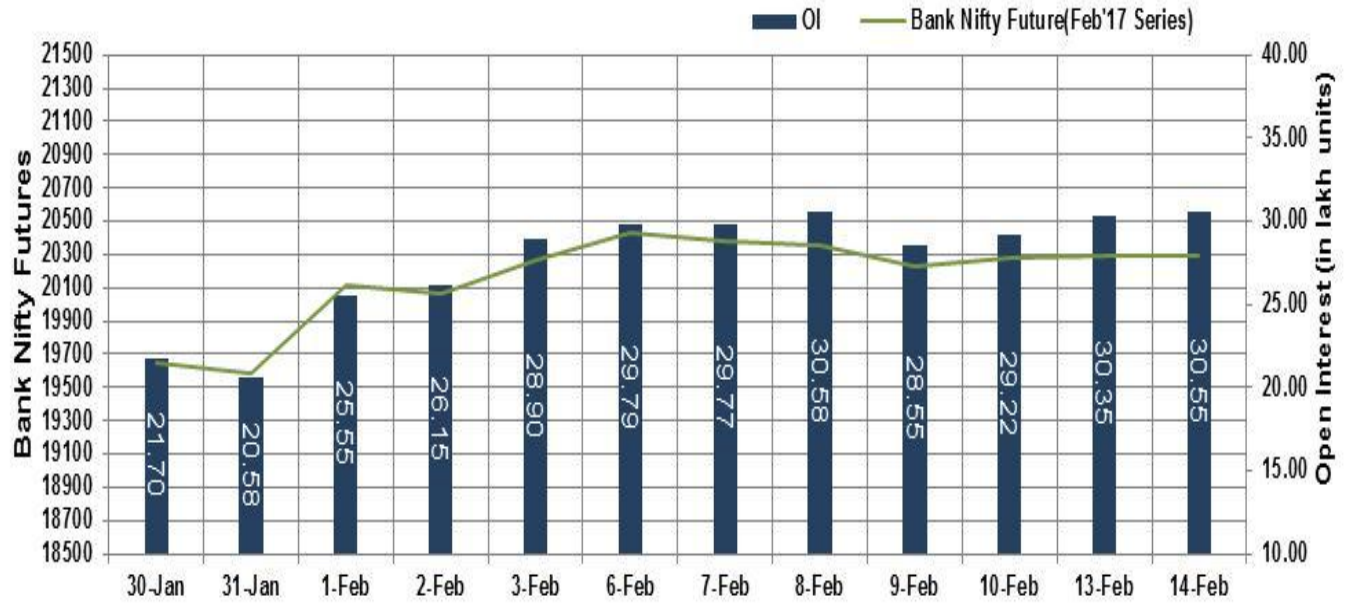
Market TO	Current	Previous	Net%
BSE CASH	2694	3506	(23)
NSE CASH	19943	19893	0
NSE FO	316586	361278	(12)

FII Derivatives	Buy	Sell	Net
Ind. Futures	2233	912	1321
Ind. Options	30642	30504	138
Stk. Futures	6926	7616	(690)
Stk. Options	6003	5983	20

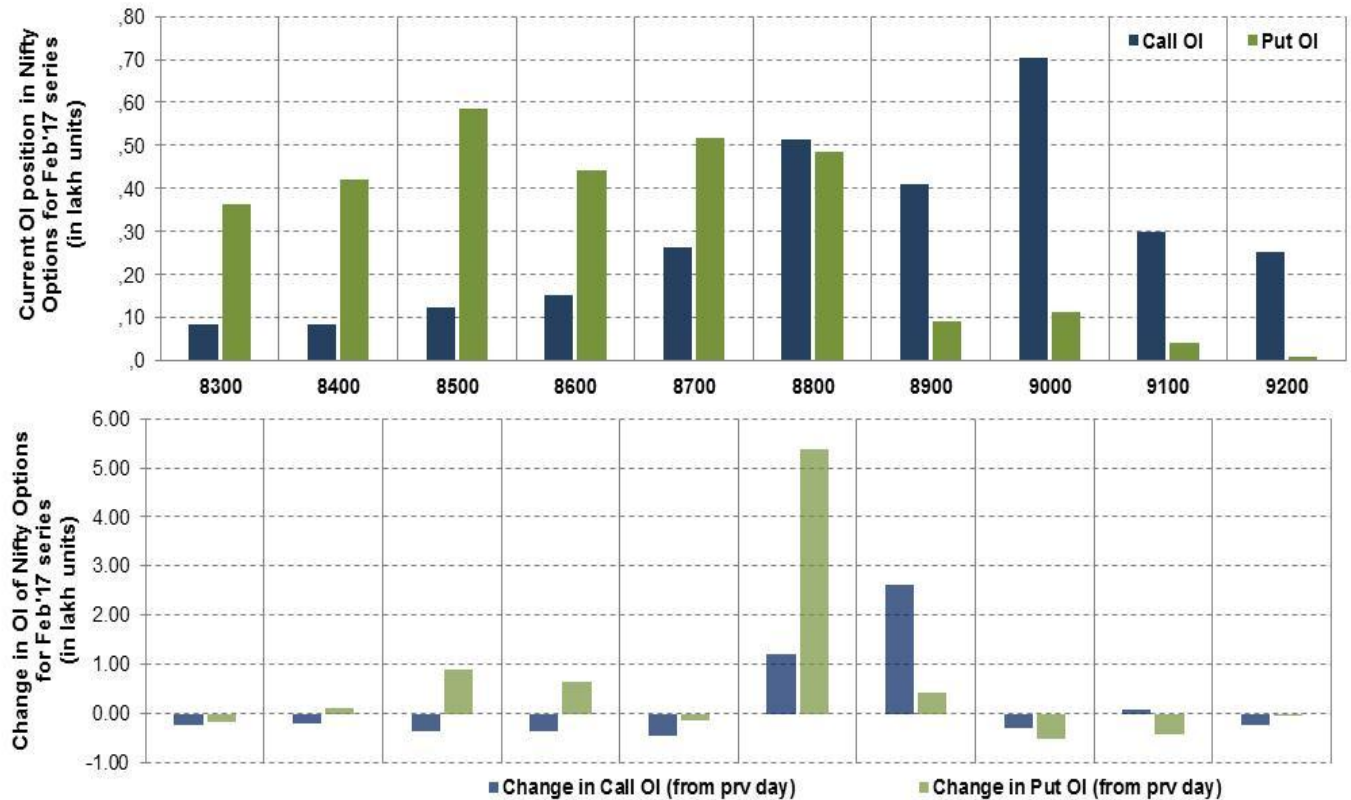
# Nifty Futures



## Bank Nifty Futures



## Nifty Options



Note – Change in OI of Nifty Options refers to change from previous trading day  
 Source-NSE, SIHL Derivatives Research (Institutional Equities)

- Among Nifty calls 9,000 SP from the Feb month expiry was the most active call with a reduction of 0.03 million in open interest.
- Among Nifty puts, 8,500 SP from the Feb month expiry was the most active put with an addition of 0.09 million open interests.
- The maximum OI outstanding for Calls was at 9,000 SP (7.04mn) and that for Puts was at 8,500 SP (5.85mn).

## Nifty Technicals & Indices Levels



Nifty Cash prices have settled at 8792.3 marginal down by 0.14% from its previous close. On the upper side it has resistance of 8850 and 8900 levels, While lower side it has support of 8700 and 8650 levels. Intraday traders should be cautious and take position accordingly.

Source-Spider, SIHL Research (Institutional Equities)

Pivot	CMP	R2	R1	Pivot	S1	S2
Nifty	<b>8792</b>	8843.0	8817.7	<b>8795</b>	8769.7	8747.1
Sensex	<b>28339</b>	28462.0	28400.7	<b>28332</b>	28270.7	28202.1
Nifty Futures	<b>8815</b>	8854.2	8834.5	<b>8810</b>	8790.6	8766.4
Bank Nifty	<b>20258</b>	20398.9	20328.5	<b>20244</b>	20173.3	20088.5
CNX IT	<b>10474</b>	10528.1	10501.1	<b>10462</b>	10435.4	10396.7



Fresh Longs ↑ Open Interest ↑ Price					
Script	Prev. OI	Cur. OI	% Chg. OI	LTP	Price % Chg
IDBI	23,704,000	25,056,000	5.70	84.45	3.11
MCLEODRUSS	3,318,000	3,504,000	5.61	172.80	0.26
BHARATFIN	10,055,000	10,379,000	3.22	839.95	0.97
PNB	49,714,000	51,023,000	2.63	144.00	1.19
Short-Covering ↓ Open Interest ↑ Price					
Script	Prev. OI	Cur. OI	% Chg. OI	LTP	Price % Chg
OIL	2,395,162	2,290,926	-4.35	336.65	0.75
HEXAWARE	6,384,000	6,105,000	-4.37	208.70	0.80
RECLTD	26,988,000	25,320,000	-6.18	144.65	0.07
YESBANK	9,819,600	9,160,200	-6.72	1457.85	0.32
Fresh Shorts ↑ Open Interest ↓ Price					
Script	Prev. OI	Cur. OI	% Chg. OI	LTP	Price % Chg
TATAMOTORS	35,556,000	38,799,000	9.12	486.05	-4.00
BEL	2,390,850	2,534,850	6.02	1515.30	-0.73
AMARAJABAT	1,030,800	1,092,000	5.94	863.25	-1.10
PCJEWELLER	1,230,000	1,294,500	5.24	385.95	-0.58
Long Unwinding ↓ Open Interest ↓ Price					
Script	Prev. OI	Cur. OI	% Chg. OI	LTP	Price % Chg
CESC	3,972,100	3,825,800	-3.68	850.25	-1.01
IFCI	66,264,000	63,492,000	-4.18	28.50	-1.04
IOC	14,589,000	13,908,000	-4.67	373.65	-1.75
BRITANNIA	1,455,800	1,376,800	-5.43	3225.05	-1.67



#### Disclaimer:

The Information provided by SMS or in newsletter or in any document has been prepared by Shah Investor's Home Ltd (SIHL). The Information provided by SMS or in newsletter does not constitute an offer or solicitation for the purchase or sale of any financial instrument or as an official confirmation of any transaction. The information contained herein is from publicly available data or other sources believed to be reliable, but we do not represent that it is accurate or complete and it should not be relied on as such. SIHL or any of its affiliates/ group companies shall not be in any way responsible for any loss or damage that may arise to any person from any inadvertent error in the information contained in this report or SMS. This Information provided by SMS, reports or in newsletter is provided for assistance only and is not intended to be and must not alone be taken as the basis for an investment decision. The user assumes the entire risk of any use made of this information. Each recipient of this Information provided by SMS, report or in newsletter should make such investigation as it deems necessary to arrive at an independent evaluation of an investment in the securities of companies referred to in this information provided by SMS, report or in newsletter (including the merits and risks involved), and should consult his own advisors to determine the merits and risks of such investment. The investment discussed or views expressed may not be suitable for all investors. This information is strictly confidential and is being furnished to you solely for your information.

The information should not be reproduced or redistributed or passed on directly or indirectly in any form to any other person or published, copied, in whole or in part, for any purpose. The information provided by report or SMS is not directed or intended for distribution to, or use by, any person or entity who is a citizen or resident of or located in any locality, state, country or other jurisdiction, where such distribution, publication, availability or use would be contrary to law, regulation or which would subject SIHL and affiliates/ group companies to any registration or licensing requirements within such jurisdiction. The distribution of this Information provided by SMS or in newsletter in certain jurisdictions may be restricted by law, and persons in whose possession this Information provided by SMS or in newsletter comes, should inform themselves about and observe, any such restrictions. The information given or Information provided by SMS, report or in newsletter is as of the date of the issue date of report or the date on which SMS provided and there can be no assurance that future results or events will be consistent with this information. This information is subject to change without any prior notice. SIHL reserves the right to make modifications and alterations to this statement as may be required from time to time. However, SIHL is under no obligation to update or keep the information current.

Nevertheless, SIHL is committed to providing independent and transparent recommendation to its client and would be happy to provide any information in response to specific client queries. Neither SIHL nor any of its affiliates, group companies, directors, employees, agents or representatives shall be liable for any damages whether direct, indirect, special or consequential including lost revenue or lost profits that may arise from or in connection with the use of the information. Past performance is not necessarily a guide to future performance. The disclosures of interest statements incorporated in the Information provided by SMS, report or in newsletter are provided solely to enhance the transparency and should not be treated as endorsement of the views expressed in the report. The analyst for this report certifies that all of the views expressed in this report accurately reflect his or her personal views about the subject company or companies and its or their securities, and no part of his or her compensation was, is or will be, directly or indirectly related to specific recommendations or views expressed in this report.

#### About Us:

Shah Investor's Home Ltd (SIHL) is an ISO 9001:2008 Certified financial Services Company established in 1994 at Ahmadabad, Gujarat. Customer satisfaction is guaranteed through our diversified product portfolio, professional management and customer first attitude. SIHL was the first broking house in Gujarat with membership in National Securities Depository Ltd (NSDL) and was the first broking name providing services in NSE F&O in Ahmedabad. Today, SIHL ranks among the top most players in Gujarat in retail stock broking area with 45 branches, 350 franchisee across India and providing service to more than 1,25,000 clients.